

SAMPLE NAME: TAHOE OG

CULTIVATOR / MANUFACTURER

Business Name:

License Number:

Address:

DISTRIBUTOR

Business Name:

License Number:

Address:

SAMPLE DETAIL

Batch Number:

Sample ID: 241004S007

Source Metrc UID:

Date Collected: 10/04/2024

Date Received: 10/05/2024

Batch Size: 22679.6 grams

Sample Size: 80.0 grams

Unit Mass:

Serving Size:



Sampling Method: QSP 1265 - Sampling of Cannabis and Product Batches

CANNABINOID ANALYSIS - SUMMARY

CALCULATED USING DRY-WEIGHT



Sum of Cannabinoids: **31.7782%**Total Cannabinoids: **31.0174%**Total THC: **28.8486%**Total CBD: **0.2723%**

Sum of Cannabinoids = Δ^9 -THC + THCa + CBD + CBDa + CBG + CBGa + THCV + THCVa + CBC + CBCa + CBDV + CBDVa + Δ^8 -THC + CBL + CBN
Total Cannabinoids = $(\Delta^9$ -THC + 0.877*THCa + Δ^8 -THC) +
(CBD + 0.877*CBDa) + (CBG + 0.877*CBGa) + (THCV + 0.877*THCVa) +
(CBC + 0.877*CBCa) + (CBDV + 0.877* CBDVa) + CBL + CBN
Total THC/CBD is calculated using the following formulas to take into
account the loss of a carboxyl group during the decarboxylation step:
Total THC = Δ^9 -THC + (THCa (0.877)) + Δ^8 -THC
Total CBD = CBD + (CBDa (0.877))

Moisture: 12.1%

TERPENOID ANALYSIS - SUMMARY

39 TESTED, TOP 3 HIGHLIGHTED

Total Terpenoids: **2.1615%** ● β -Caryophyllene 6.795 mg/g ● Limonene 4.671 mg/g ● α -Humulene 2.281 mg/g

SAFETY ANALYSIS - SUMMARY

Pesticides: ✔ **PASS**Mycotoxins: ✔ **PASS**Heavy Metals: ✔ **PASS**Microbiology: ✔ **PASS**Foreign Material: ✔ **PASS**Water Activity: ✔ **PASS**


These results relate only to the sample included on this report.

This report shall not be reproduced, except in full, without written approval of the laboratory.


Sample Certification: California Code of Regulations Title 4 Division 19. Department of Cannabis Control Business and Professions Code. Reference: Sections 26100, 26104 and 26110, Business and Professions Code.

Decision Rule: Statements of conformity (e.g. Pass/Fail) to specifications are made in this report without taking measurement uncertainty into account. Where statements of conformity are made in this report, the following decision rules are applied: PASS - Results within limits/specifications, FAIL - Results exceed limits/specifications.

References: limit of detection (LOD), limit of quantification (LOQ), not detected (ND), not tested (NT)



All LQC samples were performed and met the prescribed acceptance criteria in 4 CCR section 15730, as attested by:
Michael Pham
Job Title: Senior Laboratory Analyst
Date: 10/08/2024



Approved by: Josh Wurzer
Job Title: Chief Compliance Officer
Date: 10/08/2024

CANNABINOID TEST RESULTS - 10/08/2024

Tested by high-performance liquid chromatography with diode-array detection (HPLC-DAD). Calculated using Dry-Weight. **Method:** QSP 1157 - Analysis of Cannabinoids by HPLC-DAD

TOTAL CANNABINOIDS: 31.0174%
 Total Cannabinoids (Total THC) + (Total CBD) + (Total CBG) + (Total THCV) + (Total CBC) + (Total CBDV) + CBL + CBN

TOTAL THC: 28.8486%
 Total THC (Δ^9 -THC+0.877*THCa+ Δ^8 -THC)

TOTAL CBD: 0.2723%
 Total CBD (CBD+0.877*CBDA)

TOTAL CBG: 1.4661%
 Total CBG (CBG+0.877*CBGa)

TOTAL THCV: 0.1105%
 Total THCV (THCV+0.877*THCVa)

TOTAL CBC: 0.2578%
 Total CBC (CBC+0.877*CBCa)

TOTAL CBDV: ND
 Total CBDV (CBDV+0.877*CBDVa)

COMPOUND	LOD/LOQ (mg/g)	MEASUREMENT UNCERTAINTY (mg/g)	RESULT (mg/g)	RESULT (%)
THCa	0.062 / 0.250	±4.2771	291.196	29.1196
Δ^9 -THC	0.047 / 0.250	±1.6117	2.547	0.2547
CBGa	0.040 / 0.250	±0.3686	13.118	1.3118
CBG	0.037 / 0.250	±0.0410	3.157	0.3157
CBDA	0.031 / 0.250	±0.0565	3.105	0.3105
CBCa	0.199 / 0.500	±0.0808	2.036	0.2036
THCVa	0.040 / 0.250	±0.0077	0.853	0.0853
CBC	0.072 / 0.250	±0.0209	0.792	0.0792
CBN	0.033 / 0.250	±0.0086	0.621	0.0621
THCV	0.052 / 0.250	±0.0053	0.357	0.0357
Δ^8 -THC	0.075 / 0.250	N/A	ND	ND
CBD	0.062 / 0.250	N/A	ND	ND
CBDV	0.044 / 0.250	N/A	ND	ND
CBDVa	0.017 / 0.250	N/A	ND	ND
CBL	0.126 / 0.382	N/A	ND	ND
SUM OF CANNABINOIDS			317.782 mg/g	31.7782%

MOISTURE TEST RESULT

12.1%

Tested 10/06/2024
 Method: QSP 1224 -
 Loss on Drying (Moisture)

TERPENOID TEST RESULTS - 10/07/2024

Terpene analysis utilizing gas chromatography-flame ionization detection (GC-FID). **Method:** QSP 1192 - Analysis of Terpenoids by GC-FID

COMPOUND	LOD/LOQ (mg/g)	MEASUREMENT UNCERTAINTY (mg/g)	RESULT (mg/g)	RESULT (%)
β -Caryophyllene	0.004 / 0.013	±0.3656	6.795	0.6795
Limonene	0.005 / 0.016	±0.1523	4.671	0.4671
α -Humulene	0.009 / 0.180	±0.1227	2.281	0.2281
Linalool	0.009 / 0.036	±0.0838	2.133	0.2133
Nerolidol	0.006 / 0.021	±0.0753	0.952	0.0952
α -Bisabolol	0.008 / 0.026	±0.0379	0.882	0.0882
α -Pinene	0.005 / 0.036	±0.0262	0.732	0.0732

TERPENOID TEST RESULTS - 10/07/2024 *continued*

COMPOUND	LOD/LOQ (mg/g)	MEASUREMENT UNCERTAINTY (mg/g)	RESULT (mg/g)	RESULT (%)
β -Pinene	0.004 / 0.015	±0.0217	0.672	0.0672
Terpineol	0.008 / 0.025	±0.0390	0.638	0.0638
Fenchol	0.009 / 0.036	±0.0210	0.571	0.0571
Myrcene	0.007 / 0.025	±0.0122	0.345	0.0345
Caryophyllene Oxide	0.011 / 0.038	±0.0130	0.219	0.0219
trans- β -Farnesene	0.008 / 0.028	±0.0094	0.165	0.0165
β -Ocimene	0.005 / 0.025	±0.0053	0.136	0.0136
Borneol	0.004 / 0.014	±0.0058	0.123	0.0123
Camphene	0.004 / 0.014	±0.0038	0.117	0.0117
Fenchone	0.008 / 0.036	±0.0034	0.092	0.0092
Terpinolene	0.008 / 0.036	±0.0008	0.053	0.0053
Eucalyptol	0.005 / 0.018	±0.0015	0.038	0.0038
γ -Terpinene	0.005 / 0.018	N/A	<LOQ	<LOQ
Sabinene Hydrate	0.007 / 0.036	N/A	<LOQ	<LOQ
Nerol	0.003 / 0.036	N/A	<LOQ	<LOQ
Citronellol	0.003 / 0.036	N/A	<LOQ	<LOQ
Geraniol	0.002 / 0.036	N/A	<LOQ	<LOQ
α -Cedrene	0.005 / 0.017	N/A	<LOQ	<LOQ
Valencene	0.010 / 0.180	N/A	<LOQ	<LOQ
Sabinene	0.004 / 0.014	N/A	ND	ND
α -Phellandrene	0.006 / 0.036	N/A	ND	ND
Δ^3 -Carene	0.005 / 0.018	N/A	ND	ND
α -Terpinene	0.006 / 0.019	N/A	ND	ND
p-Cymene	0.005 / 0.015	N/A	ND	ND
Isopulegol	0.004 / 0.036	N/A	ND	ND
Camphor	0.005 / 0.036	N/A	ND	ND
Isoborneol	0.003 / 0.011	N/A	ND	ND
Menthol	0.008 / 0.025	N/A	ND	ND
Pulegone	0.003 / 0.010	N/A	ND	ND
Geranyl Acetate	0.004 / 0.036	N/A	ND	ND
Guaiol	0.011 / 0.035	N/A	ND	ND
Cedrol	0.009 / 0.032	N/A	ND	ND
TOTAL TERPENOIDS			21.615 mg/g	2.1615%

CATEGORY 1 PESTICIDE TEST RESULTS - 10/08/2024 ✔ **PASS**

Pesticide and plant growth regulator analysis utilizing high-performance liquid chromatography-mass spectrometry (HPLC-MS) or gas chromatography-mass spectrometry (GC-MS). *GC-MS utilized where indicated. **Method:** QSP 1212 - Analysis of Pesticides and Mycotoxins by LC-MS or QSP 1213 - Analysis of Pesticides by GC-MS

COMPOUND	LOD/LOQ (µg/g)	ACTION LIMIT (µg/g)	MEASUREMENT UNCERTAINTY (µg/g)	RESULT (µg/g)	RESULT
Aldicarb	0.03 / 0.08	≥ LOD	N/A	ND	PASS
Carbofuran	0.02 / 0.05	≥ LOD	N/A	ND	PASS
Chlordane*	0.03 / 0.08	≥ LOD	N/A	ND	PASS
Chlorfenapyr*	0.03 / 0.10	≥ LOD	N/A	ND	PASS
Chlorpyrifos	0.02 / 0.06	≥ LOD	N/A	ND	PASS
Coumaphos	0.02 / 0.07	≥ LOD	N/A	ND	PASS
Daminozide	0.02 / 0.07	≥ LOD	N/A	ND	PASS
Dichlorvos (DDVP)	0.03 / 0.09	≥ LOD	N/A	ND	PASS
Dimethoate	0.03 / 0.08	≥ LOD	N/A	ND	PASS
Ethoprophos	0.03 / 0.10	≥ LOD	N/A	ND	PASS
Etofenprox	0.02 / 0.06	≥ LOD	N/A	ND	PASS
Fenoxycarb	0.03 / 0.08	≥ LOD	N/A	ND	PASS
Fipronil	0.03 / 0.08	≥ LOD	N/A	ND	PASS
Imazalil	0.02 / 0.06	≥ LOD	N/A	ND	PASS
Methiocarb	0.02 / 0.07	≥ LOD	N/A	ND	PASS
Parathion-methyl	0.03 / 0.10	≥ LOD	N/A	ND	PASS
Mevinphos	0.03 / 0.09	≥ LOD	N/A	ND	PASS
Paclobotrazol	0.02 / 0.05	≥ LOD	N/A	ND	PASS
Propoxur	0.03 / 0.09	≥ LOD	N/A	ND	PASS
Spiroxamine	0.03 / 0.08	≥ LOD	N/A	ND	PASS
Thiacloprid	0.03 / 0.10	≥ LOD	N/A	ND	PASS

CATEGORY 2 PESTICIDE TEST RESULTS - 10/08/2024 *continued*

COMPOUND	LOD/LOQ (µg/g)	ACTION LIMIT (µg/g)	MEASUREMENT UNCERTAINTY (µg/g)	RESULT (µg/g)	RESULT
Cyfluthrin	0.12 / 0.38	2	N/A	ND	PASS
Cypermethrin	0.11 / 0.32	1	N/A	ND	PASS
Diazinon	0.02 / 0.05	0.1	N/A	ND	PASS
Dimethomorph	0.03 / 0.09	2	N/A	ND	PASS
Etozazole	0.02 / 0.06	0.1	N/A	ND	PASS
Fenhexamid	0.03 / 0.09	0.1	N/A	ND	PASS
Fenpyroximate	0.02 / 0.06	0.1	N/A	ND	PASS
Fonicamid	0.03 / 0.10	0.1	N/A	ND	PASS
Fludioxonil	0.03 / 0.10	0.1	N/A	ND	PASS
Hexythiazox	0.02 / 0.07	0.1	N/A	ND	PASS
Imidacloprid	0.04 / 0.11	5	N/A	ND	PASS
Kresoxim-methyl	0.02 / 0.07	0.1	N/A	ND	PASS
Malathion	0.03 / 0.09	0.5	N/A	ND	PASS
Metalaxyl	0.02 / 0.07	2	N/A	ND	PASS
Methomyl	0.03 / 0.10	1	N/A	ND	PASS
Myclobutanil	0.03 / 0.09	0.1	N/A	ND	PASS
Naled	0.02 / 0.07	0.1	N/A	ND	PASS
Oxamyl	0.04 / 0.11	0.5	N/A	ND	PASS
Pentachloronitrobenzene (Quintozene)*	0.03 / 0.09	0.1	N/A	ND	PASS
Permethrin	0.04 / 0.12	0.5	N/A	ND	PASS
Phosmet	0.03 / 0.10	0.1	N/A	ND	PASS
Piperonyl Butoxide	0.02 / 0.07	3	N/A	ND	PASS
Prallethrin	0.03 / 0.08	0.1	N/A	ND	PASS
Propiconazole	0.02 / 0.07	0.1	N/A	ND	PASS
Pyrethrins	0.04 / 0.12	0.5	N/A	ND	PASS
Pyridaben	0.02 / 0.07	0.1	N/A	ND	PASS
Spinetoram	0.02 / 0.07	0.1	N/A	ND	PASS
Spinosad	0.02 / 0.07	0.1	N/A	ND	PASS
Spiromesifen	0.02 / 0.05	0.1	N/A	ND	PASS
Spirotetramat	0.02 / 0.06	0.1	N/A	ND	PASS
Tebuconazole	0.02 / 0.07	0.1	N/A	ND	PASS
Thiamethoxam	0.03 / 0.10	5	N/A	ND	PASS
Trifloxystrobin	0.03 / 0.08	0.1	N/A	ND	PASS

CATEGORY 2 PESTICIDE TEST RESULTS - 10/08/2024 ✔ **PASS**

COMPOUND	LOD/LOQ (µg/g)	ACTION LIMIT (µg/g)	MEASUREMENT UNCERTAINTY (µg/g)	RESULT (µg/g)	RESULT
Abamectin	0.03 / 0.10	0.1	N/A	ND	PASS
Acephate	0.02 / 0.07	0.1	N/A	ND	PASS
Acequinocyl	0.02 / 0.07	0.1	N/A	ND	PASS
Acetamiprid	0.02 / 0.05	0.1	N/A	ND	PASS
Azoxystrobin	0.02 / 0.07	0.1	N/A	ND	PASS
Bifenazate	0.01 / 0.04	0.1	N/A	ND	PASS
Bifenthrin	0.02 / 0.05	3	N/A	ND	PASS
Boscalid	0.03 / 0.09	0.1	N/A	ND	PASS
Captan	0.19 / 0.57	0.7	N/A	ND	PASS
Carbaryl	0.02 / 0.06	0.5	N/A	ND	PASS
Chlorantraniliprole	0.04 / 0.12	10	N/A	ND	PASS
Clofentezine	0.03 / 0.09	0.1	N/A	ND	PASS

MYCOTOXIN TEST RESULTS - 10/07/2024 ✔ **PASS**

Mycotoxin analysis utilizing high-performance liquid chromatography-mass spectrometry (HPLC-MS). **Method:** QSP 1212 - Analysis of Pesticides and Mycotoxins by LC-MS

COMPOUND	LOD/LOQ (µg/kg)	ACTION LIMIT (µg/kg)	MEASUREMENT UNCERTAINTY (µg/kg)	RESULT (µg/kg)	RESULT
Aflatoxin B1	2.0 / 6.0		N/A	ND	
Aflatoxin B2	1.8 / 5.6		N/A	ND	
Aflatoxin G1	1.0 / 3.1		N/A	ND	
Aflatoxin G2	1.2 / 3.5		N/A	ND	
Total Aflatoxin		20		ND	PASS
Ochratoxin A	6.3 / 19.2	20	N/A	ND	PASS

HEAVY METALS TEST RESULTS - 10/06/2024 ✔ **PASS**

Heavy metal analysis utilizing inductively coupled plasma-mass spectrometry (ICP-MS). **Method:** QSP 1160 - Analysis of Heavy Metals by ICP-MS

COMPOUND	LOD/LOQ (µg/g)	ACTION LIMIT (µg/g)	MEASUREMENT UNCERTAINTY (µg/g)	RESULT (µg/g)	RESULT
Arsenic	0.02 / 0.1	0.2	N/A	<LOQ	PASS
Cadmium	0.02 / 0.05	0.2	N/A	<LOQ	PASS
Lead	0.04 / 0.1	0.5	N/A	<LOQ	PASS
Mercury	0.002 / 0.01	0.1	N/A	<LOQ	PASS

MICROBIOLOGY TEST RESULTS - 10/07/2024 ✔ **PASS**

Analysis conducted by polymerase chain reaction (PCR) and fluorescence detection of microbiological contaminants. **Method:** QSP 1221 - Analysis of Microbiological Contaminants

COMPOUND	ACTION LIMIT	RESULT	RESULT
Shiga toxin-producing <i>Escherichia coli</i>	Not Detected in 1g	ND	PASS
<i>Salmonella</i> spp.	Not Detected in 1g	ND	PASS
<i>Aspergillus fumigatus</i>	Not Detected in 1g	ND	PASS
<i>Aspergillus flavus</i>	Not Detected in 1g	ND	PASS
<i>Aspergillus niger</i>	Not Detected in 1g	ND	PASS
<i>Aspergillus terreus</i>	Not Detected in 1g	ND	PASS

FOREIGN MATERIAL TEST RESULTS - 10/06/2024 ✔ **PASS**

Visual analysis includes, but is not limited to, sand, soil, cinders, dirt, mold, hair, insect fragments, and mammalian excreta. **Method:** QSP 1226 - Analysis of Foreign Material in Cannabis and Cannabis Products

COMPOUND	ACTION LIMIT	RESULT	RESULT
Total Sample Area Covered by Sand, Soil, Cinders, or Dirt	>25%	None	PASS
Total Sample Area Covered by Mold	>25%	None	PASS
Total Sample Area Covered by an Imbedded Foreign Material	>25%	None	PASS
Insect Fragment Count	> 1 per 3 grams	0.0	PASS
Hair Count	> 1 per 3 grams	0.0	PASS
Mammalian Excreta Count	> 1 per 3 grams	0.0	PASS

WATER ACTIVITY TEST RESULTS - 10/06/2024 ✔ **PASS**

Method: QSP 1227 - Analysis of Water Activity in Cannabis and Cannabis Products

COMPOUND	LOD/LOQ (Aw)	ACTION LIMIT (Aw)	MEASUREMENT UNCERTAINTY (Aw)	RESULT (Aw)	RESULT
Water Activity	0.030 / 0.15	0.65	±0.004	0.52	PASS